

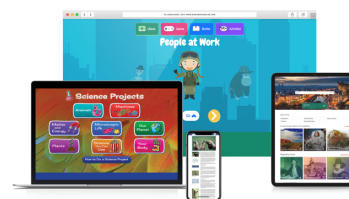
Dear Parent/Guardian,

Great news -- our school district has a subscription to *World Book Online*! This means you have FREE access from home or on the go with any internet-connected device.

What is World Book Online?

A safe, trusted, 21st-century learning environment for students.

- ✓ Look up answers for homework assignments
- ✓ Read stories, articles, books, and current events
- ✓ Complete activities and Webquests
- ✓ Play educational games
- ✓ Easily cite sources with the citation builder
- ✓ Practice basic skills
- ✓ Explore pictures and videos
- ✓ Find reliable information for papers and projects




Follow the one-time setup steps below to make *World Book Online* easy for kids to access on home devices:

 iPad

1. Visit www.worldbookonline.com.
2. Log in using the username and password **provided by your school**.
3. Check the box labeled **Remember my ID and password** for faster login next time.
4. Select the **arrow up icon** located in the top right corner of the browser screen.
5. In the bottom row of the pop-up screen, select the **Add to Home Screen** icon.
6. We recommend shortening the name to "World Book Online."
7. Select **Add**.

 Computer


1. Visit www.worldbookonline.com.
2. Log in using the username and password **provided by your school**.
3. Check the box labeled **Remember my ID and password** for faster login next time.
4. Bookmark the page and add it to favorites.

 Chromebook

1. Visit www.worldbookonline.com.
2. Log in using the username and password **provided by your school**.
3. From the browser, choose **More** → **More tools** → **Add to shelf**.
4. You can arrange the items on your shelf by clicking and dragging them.



Encourage Learning Anytime, Anywhere!



Username:

Password:

Want to know more? Visit www.worldbookonline.com/training