

# Holidays and Cultural Celebrations

## READ ABOUT & TRY A RECIPE

Our *Taste the World* series, available in eBooks, follows food on a journey - tracing the origins of an important food or ingredient and its journey to cultures around the world.



### St. Patrick's Day


Saint Patrick's Day honors the patron saint of Ireland. Although he was not the first Christian missionary to Ireland, Patrick was chiefly responsible for converting the Irish to Christianity. Use this webquest to learn more about this saint, the holiday that bears his name, and Ireland.

First, log onto [www.worldbookonline.com](http://www.worldbookonline.com). Then, click on "Student." If prompted, log on with your ID and password.

**Find It!**

Find the answers to the questions below by using the "Search" tool to search key words. Since this activity is about St. Patrick's Day, you can start by searching the key word "St. Patrick's Day." Write the answers on the lines provided or below the question.

1. When is St. Patrick's Day celebrated each year?

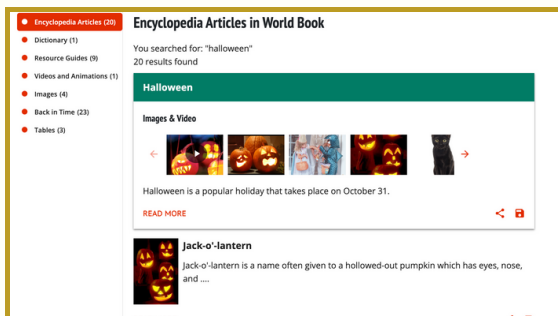


## GO ON A QUEST

Find **WebQuests** designed for *Kids*, *Student*, and *Advanced*. Make it a competition to see who can finish first with the most correct answers!

## LEARN ABOUT IT

Research a topic or culture and find articles, images, and more to help you learn all about it! Pair your search with a **Graphic Organizer** or teach a friend about it through *Timelines!*



### Look-But-Don't-Munch Cookie Ornaments

**You will need:**


- air-drying clay
- rolling pin
- holiday cookie cutters
- drinking straw
- buttons, glitter, paints, and brush (your choice)
- string, ribbons, or yarn (your choice)
- glue

**Introduction:**

You can make **cookie** ornaments that will look good year after year. They are not made of dough but of **clay**.

**Procedures:**

1. Use a rolling pin to roll out a ball of clay until it is flat and 7/8 inch (6 millimeters) thick.
2. Cut shapes out of the clay with cookie cutters. Then use a drinking straw to punch a hole near the top of each shape. Let the clay dry.

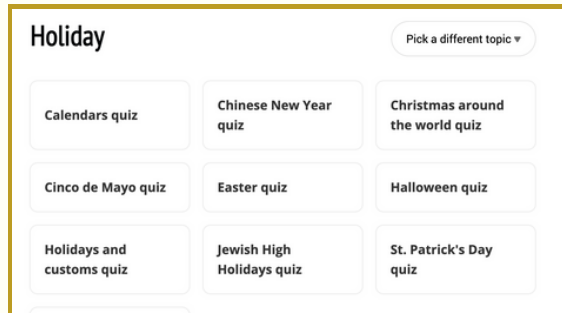


## CRAFTS & ACTIVITIES

Get those creative juices flowing in *Kids* and *Activity Corner*. There is an entire section devoted to holidays!

## DIGITAL COLORING & PRINTABLE PIECES

The activities section of *Early Learning* offers a variety of ways for even the youngest users to engage.



## TRIVIA CHALLENGE

Use the pre-made trivia questions in *Student* to host a trivia game. Can you think of additional questions to stump each other?

## READ ABOUT IT

Use the Cultures of the World section of *eBooks* to learn about holidays around the world. Play true or false with our *True or False? Holidays and Celebrations* title.



## PLAY A GAME

Use the games in *Discover* to test your knowledge of different holidays and traditions. Easily find them by looking in the Social Studies category!