

Access World Book Wizard as a student

1




Look for this icon on your school website or computer. Click on it to open Wizard.

2 WIZARD

Wizard is a personalized learning experience. **Login** or **Create** your World Book Account below.

[What's a World Book Account?](#)

CONTINUE



If you are not already signed in to your account, you will reach this screen. Click the green **continue** button to sign in.

3

Log in to your World Book account to personalize your World Book experience, save content to My Research, and utilize any add-on features that are a part of your subscription.

My World Book Account

Username

Password

Log in to your My World Book Account. This is the same account you used to log in to Science or Social Studies Power. If you do not have an account, you can create one.

4

ENTER CLASS CODE

Enter Class Code

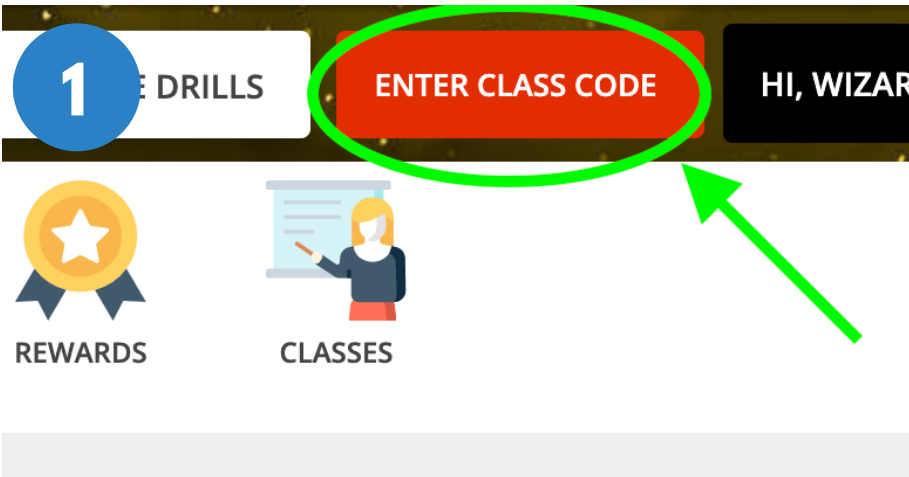
Choose this button to enter in the class code your teacher has given to you to join their class.

SKIP

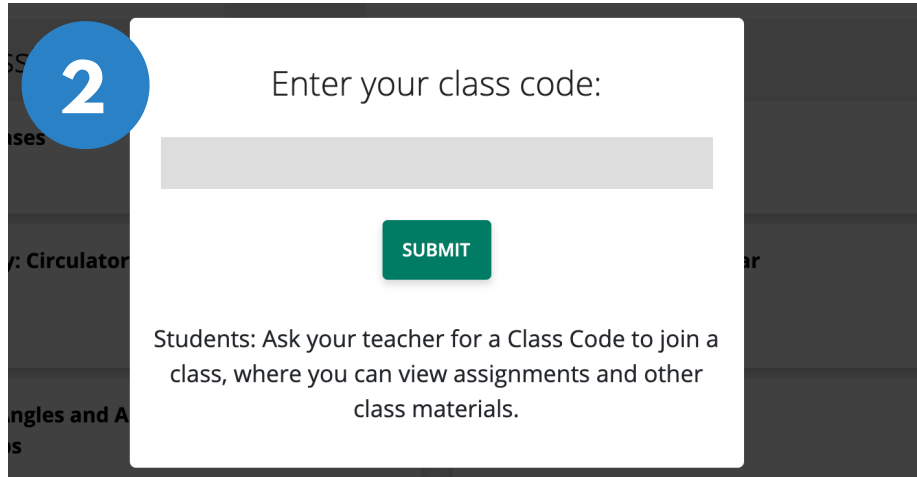
NEXT

Your very first time logging in there will be a guided walk-through to help you learn your way around. Click **Next** to learn more.

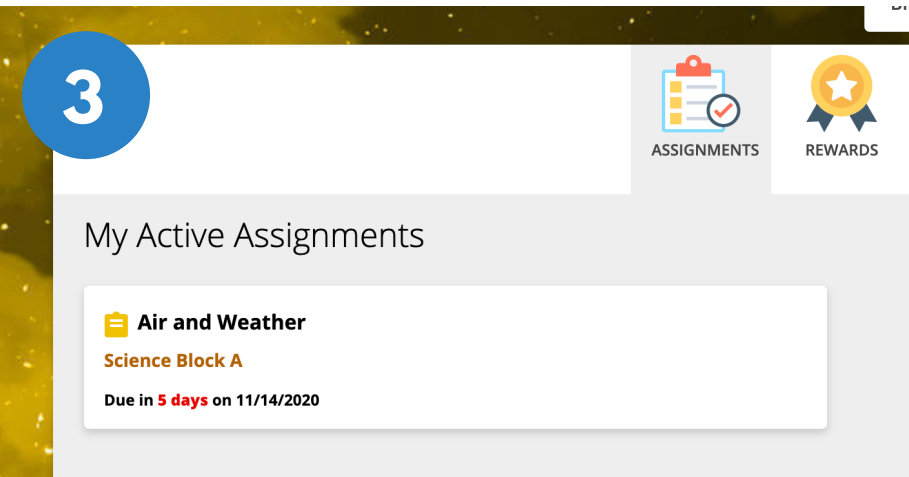
Join a class and access assignments



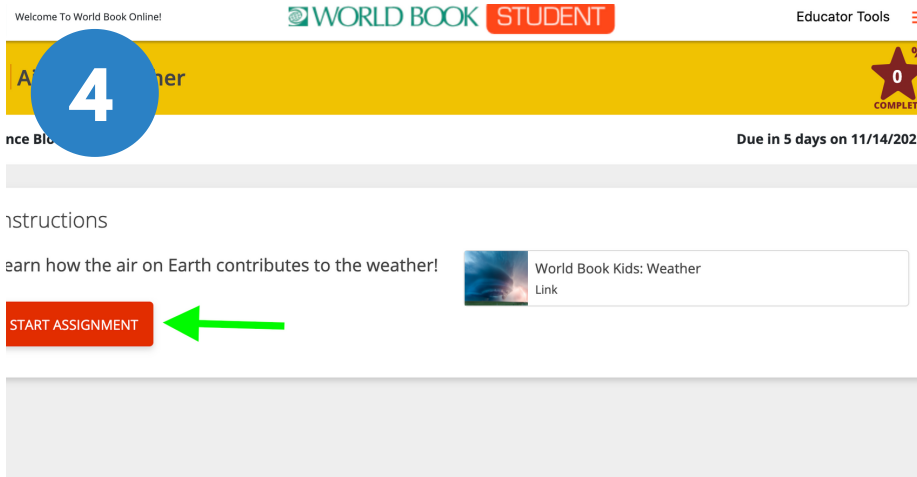
To join a class, select **Enter Class Code**. Your teacher will give you a class code for your class.



Enter the code and click **Submit**.



Once your teacher creates an assignment, you will see it under **My Active Assignments**. If there is a due date, you can see how many days you have left to complete it. Click on the box to get started.



Read the instructions and click. **Start Assignment** when are ready to begin. Sometimes you might see a link to a World Book article like the one in the picture to help learn more before you begin.

ASSIGNMENT BASICS

Air Temperature, Humidity, and Pressure
Air and Weather - Step 1 of 4

Introduction

Do you like rainy days? Maybe your favorite weather is hot and sunny. But what makes the weather? Weather is made by **sunlight, water, and air**.

SKIP CONTINUE

Well done! You've finished step 1 of 4.

Steps

- 1 Air Temperature, Humidity, and Pressure Story 100%
- 2 Air Temperature, Humidity, and Pressure Drills 0%
- 3 Weather Fronts and Storms Story 0%
- 4 Weather Fronts and Storms Drills 0%

NEXT STEP

Air Temperature, Humidity, and Pressure
Air and Weather - Step 2 of 4 Highest 0%

Read-aloud

Weather is made by the combination of sunlight, water, and air on Earth. Weather takes place in the layer of air around Earth.

What is this layer of air called?

the weather machine
the bio dome
the atmosphere
the weather dome

ANSWER

INTRODUCTION

Most of your assignments will start with an introduction. This is information that will help you answer the questions that follow. Sometimes this will include videos and sounds.

MOVING ON

Sometimes an assignment will have multiple steps, like this. Sometimes it will only have two steps. Click **Next Step** to start the questions.

QUESTIONS

Click the ear icon to have questions and answers read-aloud to you. Once you select your answer, click **Answer** to see if you were right or wrong!

Air Temperature, Humidity, and Pressure
Air and Weather - Step 2 of 4 Highest 0%

Weather is made by the combination of sunlight, water, and air on Earth. Weather takes place in the layer of air around Earth.

What is this layer of air called?

the weather machine
the bio dome
the atmosphere
the weather dome

Feedback Good try! The layer of air around Earth is called the **atmosphere**. The air is mostly gases. It has the gas we need to breathe, called oxygen. Weather is made by sunlight, water, and air.

NEXT

Air Temperature, Humidity, and Pressure
Air and Weather - Step 2 of 4 Highest 0%

The layer of air around Earth is called the _____.

What answer fits in the blank?

monosphere
weatherdome
atmosphere
biosphere

Feedback Will do! The layer of air around Earth is called the **atmosphere**. The air is mostly gases. It has the gas we need to breathe, called oxygen. Weather is made by sunlight, water, and air.

NEXT

Air Temperature, Humidity, and Pressure
Air and Weather - Step 2 of 4 Highest 0%

Magical!

You've conquered Air and Weather

KEEP GOING I'M DONE

FEEDBACK

If you get a question wrong, the correct answer will be shown in green to help you learn. There is also feedback to help you get this right next time!

PROGRESS

Watch the yellow star at the top of the page to see your progress. If you get a question right this will move closer to 100%, if you get a question wrong it will move backwards.

FINISHED!

Once you get to 100% you will see this icon! If you want to keep practicing select **Keep Going**. To exit, click **I'm Done**.